

PT20/25N


The model range of powered pallet truck includes machines with capacities of 2000kg and 2500kg.

INTRODUCTION

The truck designed to be used with high efficiency even during their multi-shift operation. The configuration of the trucks allows you to get more powerful and productive units thanks to its increased speed and different options of batteries, including Lithium solutions.

ADVANTAGES:


- The new model range of short-tiller trucks introduced by Noblelift has combined all the experience gained by the manufacturer over past years. By using of the most advanced solutions and top level components, the new range is ready to provide the top level of performance to its users.
- During the design stage, several priorities and various details were considered and verified such as improvement of the service life and performance of our trucks, easy maintenance as well as confirmation of interchangeability of components not only within model range, but also with other ranges of Noblelift products.
- The experience of Noblelift shows that the use of top brand components from well-known suppliers not only helps to improve reliability, but also gain trust from our customers and put the products to new level. That is why nearly all key components used for the model range are coming from famous brands with rich experience in material handling industry.



Powerful AC-drive unit from the global industry leaders: the AC driving motor designed and produced by Schabmuller comes together with the top quality ZF gearbox and it is equipped with Intorq electromagnetic brake. The drive unit can provide the drive speed up to 8 km/h. The use of top level quality drive wheel from German manufacturers Rader Vogel or Wicke helps to ensure the long life time of pu tires.




The integrated design of operator's platform and protective arms as well as totally new internal structure allows to ensure the smallest body length and provide extremely low turning radius among competitors. Together with this, the suspension system for the platform helps to provide the high level of comfort to operators.



The use of apron with 8 mm thickness allows to ensure the robustness of chassis and its strength even in case of collision against objects. The strong battery cover made out of steel helps to provide a high level of strength for this part.




Rema tiller delivers high level of ergonomics as well as reliability of control system. In addition, the tiller ensures a long life-time thanks to the contactless rocker switches designed for lifting/lowering function.




The driving controllers and steering controllers are manufactured by Zapi (Italy) - the leading European brand with long history in the industry, which provides extremely reliable and flexible solutions with high performance level of the control system.





The option of PIN-code panel access, which works not only with PIN-code but also with access cards (RFID), can significantly simplify the procedure of access limitation for the fleet which may be used by more than one operator. The option of built-in charger may help to simplify charging processes for the customers using the trucks not so intensively (without multi-shift operation connected with necessity of battery replacement).



The model range can be equipped with the option of Electric Power Steering (EPS) which delivers precise and fast control for the position of steering wheel and has a high level of reliability as well as safety according to official standards.

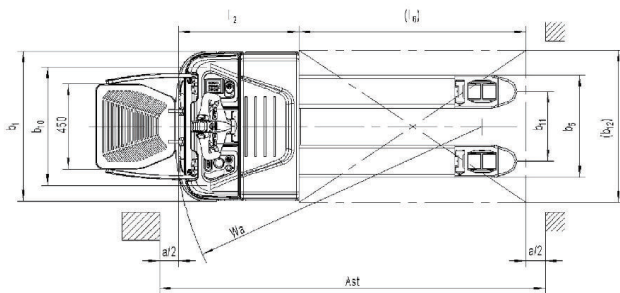
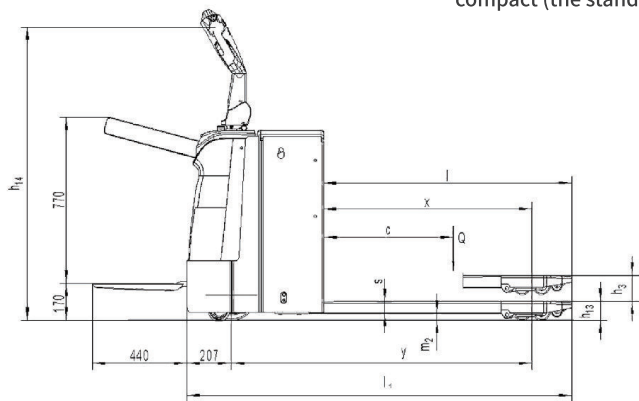




The option of side battery replacement allows customers to use the truck with multi-shift operation and not to waste time on complicated procedure of battery replacement through the top. With help of specially designed trolley, the batteries can be replaced fast and effortlessly.

The trucks can be equipped with the option of Aquamatic- the system of fast refilling of distilled water in lead-acid batteries. The 2-ton pallet truck can be optionally equipped with the battery under 3VBS standard, which helps to reduce the length of the original truck and make it more compact (the standard battery is 2PzS)

The model range can be equipped with Lithium batteries. The use of lithium solution from Noblift will allow you to enjoy benefits of Lithium technology such as Fast charging, Opportunity charging, Maintenance free, Environmental-friendly, Smart Diagnosis of battery status, Lower cost of Total Ownership with long service life.



Type sheet for industrial truck acc. to VDI 2198 1KG=2.2LB 1INCH=25.4MM

Identification				
1.2	Manufacturer's type designation	PT20N	PT25N	
1.3	Drive	Battery		
1.4	Operator type	Pedestrian/Stand		
1.5	Load Capacity / rated load	Q (t)	2.0	2.5
1.6	Load centre distance	c (mm)	600	600
1.8	Load distance ,centre of drive axle to fork	x (mm)	892 ¹⁾	892 ¹⁾
1.9	Wheelbase	y (mm)	1330 ¹⁾²⁾	1435 ¹⁾
Weights				
2.1	Service weight	kg	620	770
2.2	Axle loading, laden front/rear	kg	1110/1510	1370/1900
2.3	Axle loading, unladen front/rear	kg	500/120	610/160
Wheels- Chassis				
3.1	Tires	Polyurethane (PU)		
3.2	Tire size,front	Øx w (mm)	Ø230×70	
3.3	Tire size,rear	Øx w (mm)	Ø84×84	
3.4	Additional wheels(dimensions)	Øx w (mm)	Ø100×40	
3.5	Wheels,number front/rear(x=driven wheels)	1x+2/4		
3.6	Tread, front	b10 (mm)	540	
3.7	Tread, rear	b11 (mm)	367/512	
Basic Dimensions				
4.4	Lift	h3(mm)	120	
4.9	Height of tiller in drive position min./ max.	h14 (mm)	950/1350	
4.15	Height, lowered	h13 (mm)	85	
4.19	Overall length	l1 (mm)	1790 ²⁾ 3)	1895
4.20	Length to face of forks	l2 (mm)	640 ²⁾ 3)	745 ³⁾
4.21	Overall width	b1 (mm)	790	
4.22	Fork dimensions	s/e/ (mm)	55/173/1150	
4.25	Width across forks	b5 (mm)	540/685	
4.32	Ground clearance, centre of wheelbase	m2 (mm)	30	
4.33	Aisle width for pallets1000X1200 crossways	Ast (mm)	2400 ²⁾ 3)	2505 ³⁾
4.34	Aisle width for pallets800X1200 lengthways	Ast (mm)	2290 ²⁾ 3)	2395 ³⁾
4.35	Turning radius	Wa (mm)	1585 ²⁾ 3)	1690 ³⁾
Performance Data				
5.1	Travel speed, laden/ unladen	km/h	7.5/8.0	6.0/7.0
5.2	Lift speed, laden/ unladen	m/s	0.025/0.030	0.035/0.045
5.3	Lowering speed, laden/ unladen	m/s	0.030/0.025	0.045/0.050
5.8	Max. gradeability, laden/ unladen	%	8/15	
5.10	Service brake	Electromagnetic		
E-Motor				
6.1	Drive motor rating S2 60min	kW	1.4	
6.2	Lift motor rating at S3 10%	kW	0.8	2.2
6.3	Battery acc. to DIN 43531/ 35/ 36 A, B, C, no	/		
6.4	Battery voltage, nominal capacity K5	V / Ah	24/160-210	24/270-350
6.5	Battery weight	kg	155-200	235-285
6.6	Energy consumption acc. to VDI cycle	kWh/h	0.36	0.90
Other Details				
8.1	Type of drive control	AC speed Control		
8.4	Sound level at driver's ear acc. to EN 12053	dB(A)	69	

1)Load section lowered:+65mm; 2)With side battery removal:+30mm; 3)With unfolded platform:+440mm.